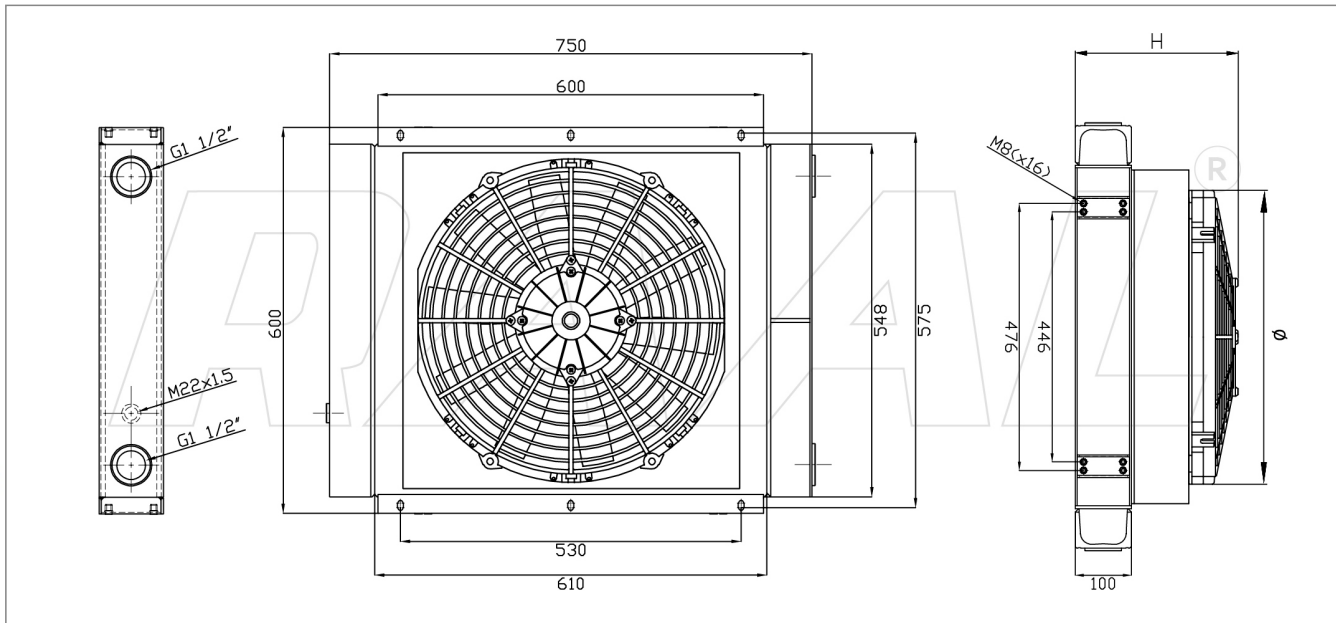


GRD 700

Scambiatori Serie GR S/D



Gamma Scambiatori

Codice Prodotto	Tipologia Allestimento	Ingombro H	Ventola diam.	Portata Ventola m3/h	M.R. dm3	Potenza Assorbita
RU0286090000	NUDO	100	-	-	33,43	-
RU0286090211	12V Asp.	265	2 x 305	3678	33,43	33,0 A
RU0286090212	12V Soff.	265	2 x 305	3472	33,43	29,8 A
RU0286090221	24V Asp.	265	2 x 305	4322	33,43	20,6 A
RU0286090222	24V Soff.	265	2 x 305	4100	33,43	18,2 A
RU0286090031/32 [*]	230V-50/60Hz Asp./Soff.	315	500	9850	33,43	3,88 A
RU0286090231/32 [*]	230V-50/60Hz Asp./Soff.	225	2 x 300	7490	33,43	3,1 A
RU0286090041/42	230/400V-50/60Hz 3FN Asp./Soff.	315	500	9195	33,43	1,41 A
RU0286090241/42	230/400V-50/60Hz 3FN Asp./Soff.	225	2 x 300	6700	33,43	0,96 A
RU0286090051	Pred. Hydraulic. Asp. (Supp. G2)	305	500	13300	33,43	4,11 kW
RU0286090052	Pred. Hydraulic. Soff. (Supp. G2)	305	500	13300	33,43	4,11 kW

[*] Nei modelli MONOFASE (*31/*32), a richiesta TERMOSTATO REGOLABILE 0-90°.

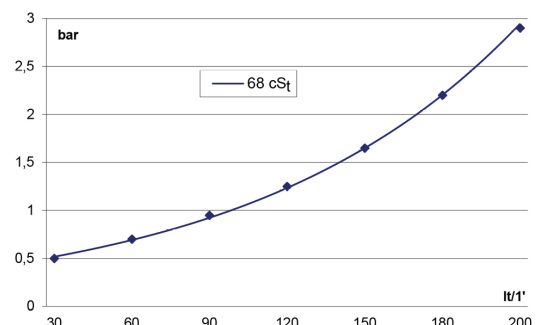
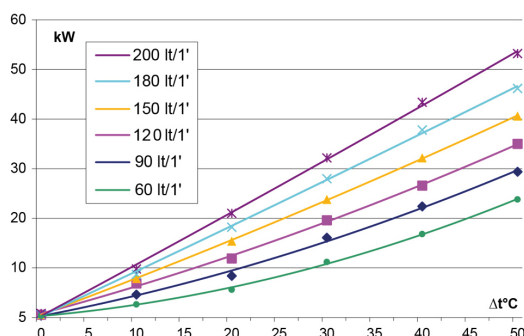
Dati Tecnici

Range Minimo

Kw 36 : 60 lt

Range Massimo

Kw 56 : 200 lt



Le dimensioni di ingombro e le caratteristiche tecniche sono da considerarsi indicative, trattandosi di prodotti standard in continua evoluzione.

